

Golden Paintworks

A division of Golden Artist Colors, Inc.
 188 Bell Road
 New Berlin, NY 13411-3616 USA
 607-847-6154 / 800-959-6543
 E-Mail: paintworks@goldenpaints.com
 Web Page: www.goldenpaintworks.com







Lifestyle Finishes™ Brochure - Color Formulas and Techniques




The Lifestyle Finishes Brochure is designed to highlight each of products in the Lifestyle Finishes line. There are a series of images for each product, with notes about the product application. This document provides a guide to the images in the brochure and specifies tinting formulas where applicable.

All formulas are created with the Benjamin Moore 229 Gennex Tints, based on a 1/32 machine unit.








All tint formulas are in gallons,



Metallic Color Pages 2-4

	Title Page 2	Metallic Gold	Untinted	Spray applied			
	Page 3	Metallic Bronze	Untinted	Spray applied			
	Page 3	Metallic Copper	Untinted	Spray applied			
	Page 3	Metallic Pearl	Untinted	Spray applied			
	Page 3	Metallic Pearl	Tinted Silver	Spray applied	Gennex Name Black	Tint S1	1/32 Shot 0X 27.25
	Page 4	Metallic Pearl	Tinted Lavender	Spray applied	Gennex Name Black Magenta	Tint S1 M1	1/32 Shot 0X 14.25 0X 19.50

	Page 4	Metallic Gold	Tinted Soft Brown	Spray applied	Gennex Name Thalo Blue Organic Red Black	Tint B1 R2 S1	1/32 Shot 0X 15.50 1X 25.50 1X 7.75
	Page 4	Metallic Bronze	Tinted Turquoise	Spray applied	Gennex Name Thalo Blue White	Tint B1 W1	1/32 Shot 1X 8.25 0X 7.50
	Page 4	Metallic Copper	Tinted Rose	Spray applied	Gennex Name Magenta	Tint M1	1/32 Shot 3X 17.50

Metallic Textures Pages 5-7



	Title Page 5	Metallic Gold Texture	Untinted	Trowel applied in 2 coats then burnished			
	Page 6	Metallic Pearl Texture	Untinted	Trowel applied			
	Page 6	Metallic Pearl Texture	Tinted Yellow	Applied over a stencil application of Metallic Gold Texture tinted Eggplant	Gennex Name Oxide Yellow	Tint Y3	1/32 Shot 0X 9.00
	Page 6	Metallic Slate Texture	Untinted	Trowel applied			
	Page 6	Metallic Slate Texture	Tinted Blue	Applied over Metallic Gold Texture untinted	Gennex Name Magenta Thalo Blue	Tint M1 B1	1/32 Shot 0X 19.00 1X 5.75
	Page 7	Metallic Pearl Texture	Tinted Oyster	Brushed applied and flogged on the 1st coat, troweled and burnished on the 2nd coat.	Gennex Name Black Oxide Yellow Oxide Red	Tint S1 Y3 R3	1/32 Shot 0X 5.00 0X 3.75 0X 1.50
	Page 7	Metallic Gold Texture	Tinted Copper	Brush applied with a stipple technique in a single coat.	Gennex Name Oxide Red Thalo Blue Gray	Tint R3 B1 S2	1/32 Shot 0X 30.50 0X 6.50 0X 10.75




	Page 7	Metallic Slate Texture	Tinted Green	Trowel applied over Metallic Gold Texture	Gennex Name Oxide Yellow Thalo Green	Tint Y3 G1	1/32 Shot 0X 21.25 0X 8.50
	Page 7	Metallic Gold Texture	Tinted Eggplant	Trowel applied in 2-3 coats	Gennex Name Magenta Thalo Blue	Tint M1 B1	1/32 Shot 5X 4.50 0X 17.75

Venetian Plaster Texture Pages 8- 9:






	Title Page 8	Venetian Plaster Texture	Tinted Periwinkle	Trowel applied in 3 coats and burnished to a high sheen	Gennex Name Thalo Blue Black Magenta	Tint B1 S1 M1	1/32 Shot 0X 7.50 0X 30.50 0X 15.50
	Page 9	Venetian Plaster Texture	Tinted Vanilla	Trowel applied in 3 coats and burnished to a high sheen	Gennex Name Black Oxide Yellow	Tint S1 Y3	1/32 Shot 0X 1.25 1X 6.00
	Page 9	Venetian Plaster Texture	Tinted Vanilla	Trowel applied in 2 coats, topped with a single coat of Metallic Gold Texture	Gennex Name Black Oxide Yellow	Tint S1 Y3	1/32 Shot 0X 1.25 1X 6.00
	Page 9	Venetian Plaster Texture	Tinted Sage	Trowel applied in 3 coats and burnished to a high sheen	Gennex Name Oxide Yellow Thalo Green Black	Tint Y3 G1 S1	1/32 Shot 1X 2.50 0X 11.25 0X 12.00
	Page 9	Venetian Plaster Texture	Tinted Russet	Trowel applied in 3 coats and burnished to a high sheen	Gennex Name Oxide Red Black Oxide Yellow	Tint R3 S1 Y3	1/32 Shot 5X 27.75 0X 18.75 1X 31.50

Soapstone Texture Page 10- 11



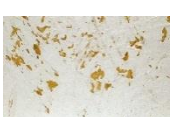


	Title Page 10	Soapstone Texture	Untinted	Trowel applied in 2 coats over a coat of Soapstone Texture tinted Taupe			
	Page 11	Soapstone Texture	Tinted Navy	Trowel applied in 3 coats	Gennex Name Thalo Blue Black	Tint B1 S1	1/32 Shot 1X 13.50 3X 3.00

	Page 11	Soapstone Texture	Tinted Taupe	Trowel applied in 2 coats, topped with a single coat of Metallic Pearl Texture	Gennex Name Organic Red Oxide Yellow Thalo Green	Tint R2 Y3 G1	1/32 Shot 0X 13.00 0X 5.25 0X 17.75
	Page 11	Soapstone Texture	Tinted Pale Blue	Brush applied for the 1st coat, trowel applied for the 2nd coat	Gennex Name Thalo Blue Black White	Tint B1 S1 W1	1/32 Shot 0X 1.50 0X 0.50 0X 31.00
	Page 11	Soapstone Texture	Tinted Deep Red	Trowel applied and burnished	Gennex Name Magenta Oxide Red Black	Tint M1 R3 S1	1/32 Shot 5X 17.50 4X 3.50 2X 6.50






Fresco Texture Pages 12- 13

	Title Page 12	Fresco Texture	Untinted	Trowel applied in 2 rough coats and lightly glazed			
	Page 13	Fresco Texture	Untinted	Trowel applied with an Ochre glaze	Gennex Name Thalo Blue Black	Tint B1 S1	1/32 Shot 1X 13.50 3X 3.00
	Page 13	Fresco Texture	Tinted Deep Green	Brush applied in a strié basecoat, followed by a stencil application	Gennex Name Black Oxide Yellow Thalo Green	Tint S1 Y3 G1	1/32 Shot 5X 25.25 1X 8.00 3X 11.25
	Page 13	Fresco Texture	Tinted Deep Green	Trowel applied and burnished	Gennex Name Black Oxide Yellow Thalo Green	Tint S1 Y3 G1	1/32 Shot 5X 25.25 1X 8.00 3X 11.25
	Page 13	Fresco Texture	Tinted Ice Blue	Sponge applied in a strié, followed by a trowel applied 2nd coat and burnished	Gennex Name Thalo Blue Black White	Tint B1 S1 W1	1/32 Shot 0X 0.125 0X 1.25 7X 6.50






Adobe Texture Pages 14- 15

	Title Page 14	Adobe Texture	Tinted Brick	Applied with a white bristle brush in large circles then glazed	Gennex Name Oxide Red Black Oxide Yellow	Tint R3 S1 Y3	1/32 Shot 4X 5.75 0X 6.50 1X 28.50
	Page 15	Adobe Texture	Tinted Shadow	Brushed, glazed, then sparingly reapplied with a trowel	Gennex Name Magenta Black Thalo Blue	Tint M1 S1 B1	1/32 Shot 0X 29.25 0X 29.00 0X 14.00
	Page 15	Adobe Texture	Tinted Ochre	1st coat trowel applied, 2nd coat untinted, trowel applied	Gennex Name Black Oxide Yellow	Tint S1 Y3	1/32 Shot 1X 10.25 2X 10.00
	Page 15	Adobe Texture	Tinted Brick	Troweled applied and glazed	Gennex Name Oxide Red Black Oxide Yellow	Tint R3 S1 Y3	1/32 Shot 4X 5.75 0X 6.50 1X 28.50
	Page 15	Adobe Texture	Tinted Avacado	Thinned with water and sponged in a strié pattern	Gennex Name Thalo Green Oxide Yellow Black	Tint G1 Y3 S1	1/32 Shot 0X 21.00 4X 1.00 1X 14.00





Cut Sandstone Texture Page 16- 17


	Title Page 16	Cut Sandstone Texture	Untinted	Trowel applied heavily in two coats			
	Page 17	Cut Sandstone Texture	Tinted Plum	Thinned and brush applied in a strié pattern	Gennex Name Black Organic Red Magenta	Tint S1 R2 M1	1/32 Shot 1X 22.50 1X 0.25 4X 31.00
	Page 17	Cut Sandstone Texture	Tinted Gray	Roller applied, then knockdown with a trowel	Gennex Name Black	Tint S1	1/32 Shot 0X 30.25
	Page 17	Cut Sandstone Texture	Tinted Navy	Trowel applied, glazed, then troweled on top	Gennex Name Thalo Blue Black	Tint B1 S1	1/32 Shot 5X 1.00 6X 12.00
	Page 17	Cut Sandstone Texture	Tinted Cocoa	Trowel applied in 2 coats and glazed	Gennex Name Black Oxide Red	Tint S1 R3	1/32 Shot 2X 22.25 3X 17.50

Stucco Texture Pages 18- 19






	Title Page 18	Stucco Texture	Untinted	Trowel applied in 2 coats and lightly glazed													
	Page 19	Stucco Texture	Tinted Lilac	1st coat roller applied, 2nd coat trowel applied	<table border="0"> <tr> <td>Gennex Name</td> <td>Tint</td> <td>1/32 Shot</td> </tr> <tr> <td>Magenta</td> <td>M1</td> <td>0X 3.00</td> </tr> <tr> <td>Black</td> <td>S1</td> <td>0X 5.25</td> </tr> </table>	Gennex Name	Tint	1/32 Shot	Magenta	M1	0X 3.00	Black	S1	0X 5.25			
Gennex Name	Tint	1/32 Shot															
Magenta	M1	0X 3.00															
Black	S1	0X 5.25															
	Page 19	Stucco Texture	Tinted Plum	Tightly trowel applied in 2 coats	<table border="0"> <tr> <td>Gennex Name</td> <td>Tint</td> <td>1/32 Shot</td> </tr> <tr> <td>Oxide Red</td> <td>R3</td> <td>0X 12.00</td> </tr> <tr> <td>Magenta</td> <td>M1</td> <td>2X 4.50</td> </tr> <tr> <td>Black</td> <td>S1</td> <td>0X 10.00</td> </tr> </table>	Gennex Name	Tint	1/32 Shot	Oxide Red	R3	0X 12.00	Magenta	M1	2X 4.50	Black	S1	0X 10.00
Gennex Name	Tint	1/32 Shot															
Oxide Red	R3	0X 12.00															
Magenta	M1	2X 4.50															
Black	S1	0X 10.00															
	Page 19	Stucco Texture	Untinted	Trowel applied													
	Page 19	Stucco Texture	Tinted Sage	Trowel applied then combed	<table border="0"> <tr> <td>Gennex Name</td> <td>Tint</td> <td>1/32 Shot</td> </tr> <tr> <td>Thalo Green</td> <td>G1</td> <td>1X 19.50</td> </tr> <tr> <td>Oxide Yellow</td> <td>Y3</td> <td>1X 11.75</td> </tr> <tr> <td>Black</td> <td>S1</td> <td>1X 15.25</td> </tr> </table>	Gennex Name	Tint	1/32 Shot	Thalo Green	G1	1X 19.50	Oxide Yellow	Y3	1X 11.75	Black	S1	1X 15.25
Gennex Name	Tint	1/32 Shot															
Thalo Green	G1	1X 19.50															
Oxide Yellow	Y3	1X 11.75															
Black	S1	1X 15.25															

Weathered Granite Pages 20- 21




	Title Page 20	Weathered Granite Texture	Untinted	Trowel applied in 2 coats, pressing the aggregate																			
	Page 21	Weathered Granite Texture	Tinted Leather	Thinned and brush applied	<table border="0"> <tr> <td>Gennex Name</td> <td>Tint</td> <td>1/32 Shot</td> </tr> <tr> <td>Thalo Blue</td> <td>B1</td> <td>0X 4.00</td> </tr> <tr> <td>Oxide Yellow</td> <td>Y3</td> <td>1X 14.50</td> </tr> <tr> <td>Black</td> <td>S1</td> <td>0X 12.50</td> </tr> <tr> <td>Oxide Red</td> <td>R3</td> <td>1X 7.50</td> </tr> <tr> <td>Organic Yellow 2</td> <td>Y2</td> <td>2X 1.50</td> </tr> </table>	Gennex Name	Tint	1/32 Shot	Thalo Blue	B1	0X 4.00	Oxide Yellow	Y3	1X 14.50	Black	S1	0X 12.50	Oxide Red	R3	1X 7.50	Organic Yellow 2	Y2	2X 1.50
Gennex Name	Tint	1/32 Shot																					
Thalo Blue	B1	0X 4.00																					
Oxide Yellow	Y3	1X 14.50																					
Black	S1	0X 12.50																					
Oxide Red	R3	1X 7.50																					
Organic Yellow 2	Y2	2X 1.50																					
	Page 21	Weathered Granite Texture	Untinted	Roller applied																			
	Page 21	Weathered Granite Texture	Tinted Country Blue	Troweled applied in one coat	<table border="0"> <tr> <td>Gennex Name</td> <td>Tint</td> <td>1/32 Shot</td> </tr> <tr> <td>Thalo Blue</td> <td>B1</td> <td>0X 24.00</td> </tr> <tr> <td>Oxide Yellow</td> <td>Y3</td> <td>0X 15.75</td> </tr> <tr> <td>Black</td> <td>S1</td> <td>0X 16.50</td> </tr> </table>	Gennex Name	Tint	1/32 Shot	Thalo Blue	B1	0X 24.00	Oxide Yellow	Y3	0X 15.75	Black	S1	0X 16.50						
Gennex Name	Tint	1/32 Shot																					
Thalo Blue	B1	0X 24.00																					
Oxide Yellow	Y3	0X 15.75																					
Black	S1	0X 16.50																					



	Page 21	Weathered Granite Texture	Untinted	Trowel applied in 2 coats and burnished heavily to crush the aggregate for a smooth application	
---	---------	---------------------------	----------	---	--

Glass Bead Texture Page 22-23

	Title Page 22	Glass Bead Texture	Untinted	Applied in a single layer over a white finish coat	
	Page 23	Glass Bead Texture	Untinted	Applied over a Metallic Copper finish coat and combed	
	Page 23	Glass Bead Texture	Untinted	Mixed with gold mica, applied in a single layer over a black finish coat	
	Page 23	Glass Bead Texture	Untinted	Mixed with black mica and silver synthetic glitter, over a black finish coat	
	Page 23	Glass Bead Texture	Untinted	Brush applied, in a strié pattern over tinted Metallic Pearl	

Glass Bead XL Texture Page 24-25

	Title Page 24	Glass Bead XL Texture	Untinted	Applied in a single layer over a white finish coat	
	Page 25	Glass Bead XL Texture	Untinted	Applied over a Metallic Bronze finish coat	
	Page 25	Glass Bead XL Texture	Untinted	Applied in a single layer over a black finish coat.	

	Page 25	Glass Bead XL Texture	Untinted	Mixed with gold mica, applied over a white finish coat	
	Page 25	Glass Bead XL Texture	Untinted	Trowel and comb applied over a blue finish coat	